CLIMATE REPORT 2025

Climate targets, emissions data and plans for the future

Frenzelit
creating hightech solutions



CONTENTS

Frenzelit Climate Report 2025

Our Company

Our Goal – Climate neutrality by 2035

Our measures to date

Our Contribution to Climate Protection through Our Products

Outlook: Our plans for the near future

Rating platforms



Our Company and the Group

Frenzelit GmbH is an independent family-owned company based in Upper Franconia. Founded in 1881, Frenzelit has been owned by the Wagner family since 1961. As a solutions partner, we develop and manufacture gaskets, insulation and expansion joints in the three business areas Industry, Expansion Joints and Mobility, as well as innovative composite materials under the name hicoTEC®.

In Germany, Frenzelit employs slightly more than 600 people at the sites Bad Berneck and Himmelkron; worldwide the figure is more than 750. The group includes the subsidiaries Frenzelit Inc. (Lexington, USA), Frenzelit s.r.o. (Czech Republic) and Frenzelit India Pvt. Ltd. (Bangalore, India).

New in the Climate Report 2025: We report on the entire Frenzelit Group and on all three scopes, including our upstream and downstream emissions (Scope 3). This creates the basis for steering our climate targets beyond our own premises.

Our Goal: Climate Neutrality by 2035

Our overarching goal is to become climate neutral at our German sites by 2035 with regard to our Scope 1 and Scope 2 emissions. To achieve this, we continuously reduce our emissions and purchase exclusively green electricity with guarantees of origin in Germany. As a result, our Scope 2 emissions (market-based) in Germany are zero.

Compared with our 2022 base year, the group's Scope 1 and Scope 2 emissions (market-based) have fallen by around 48% by 2025. In autumn 2024, we published our commitment to science-based climate targets (Science Based Targets initiative, SBTi). By recording Scope 3, we are creating the data basis for the next step.

Our Measures to Date

We are continuously working to reduce emissions and energy consumption. The following measures from previous years will be continued:

- **Energy pilots:** Trained employees identify savings potential in their departments and meet regularly; in addition, coordination meetings on energy efficiency take place with the management, production management and sustainability.
- **Electricity:** In Germany, we purchase exclusively green electricity with guarantees of origin. The photovoltaic systems at the Himmelkron site have been expanded by around 465 kWp.
- **Mobility:** We offer electric company vehicles and company bicycle leasing. Home-office arrangements and digital meetings avoid unnecessary travel.
- **Waste:** A continuous improvement process aims to halve the volume of waste in the coming years and to recycle waste in closed loops.
- **Procurement:** Short transport routes and sourcing of raw materials within Europe, where possible.

Our Contribution to Climate Protection through Our Products

In addition to reducing our own emissions, our products support energy transition technologies. Frenzelit offers sealing, insulation and decoupling solutions for applications in the following areas:

- **Renewable energies:** We supply sealing and insulation materials for plants with high requirements regarding temperature, medium and pressure, for example in a biomass combined heat and power plant with the combination of novamica® THERMEX and novaphit® SSTC TA-L.
- **Hydrogen:** We manufacture gaskets for hydrogen applications.
- **Energy storage:** Sealing and insulation support the efficient and safe operation of storage technologies.
- **Electromobility:** We manufacture customer-specific parts for batteries, decoupling and thermal management.

Our products enable and support these applications; a climate contribution only arises during the operation of our customers' plants. It is not quantified and is not part of the emissions reported in this report.

Climate Metrics 2025

This report covers all four companies of the Frenzelit Group: Frenzelit GmbH, Frenzelit s.r.o., Frenzelit Inc. and Frenzelit India Pvt. Ltd. Scope 1, Scope 2 and Scope 3 are included. All figures are stated in tonnes of CO_2 equivalents (t CO_2e).

Group Balance by Company

Table 1: Emissions 2025 by company and scope in t CO_2e

Company	Scope 1	Scope 2 (market-based)	Scope 3	Total
Frenzelit GmbH	3,262	0	52,998	56,260
Frenzelit s.r.o.	54	45	1,236	1,335
Frenzelit Inc.	103	151	2,526	2,780
Frenzelit India Pvt. Ltd.	9	5	592	605
Frenzelit Group	**3,429**	**201**	**57,351**	**60,981**

The group's total emissions in 2025 amount to around 61,000 t CO_2e. Of this, around 94% is attributable to Scope 3, around 6% to Scope 1 and around 0.3% to Scope 2 (market-based). Frenzelit GmbH contributes around 92% of the group's emissions. Based on the location-based approach, the group's Scope 2 emissions amount to 3,041 t CO_2e, of which 2,839 t CO_2e at Frenzelit GmbH.

Figure 1: Shares of the scopes in total group emissions 2025

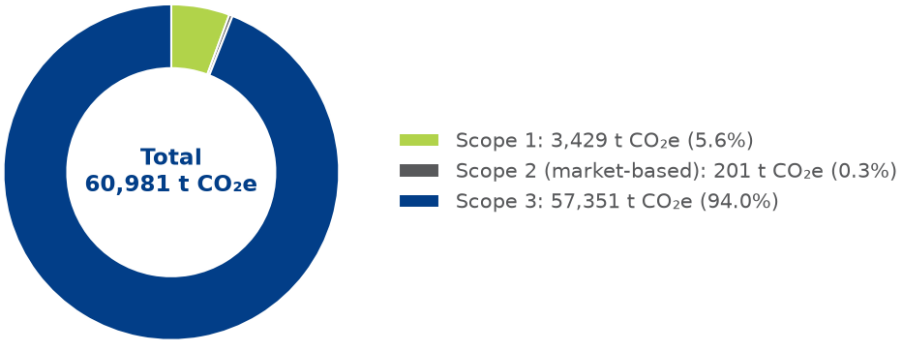

Scope 1: Direct Emissions

The group's Scope 1 emissions amount to 3,429 t CO_2e. They stem from natural gas (2,989 t CO_2e), the vehicle fleet (311 t CO_2e) and solvents (129 t CO_2e). Compared with 2024 (3,276 t CO_2e), they rose by around 5%, mainly due to higher emissions from the vehicle fleet (2024: 229 t CO_2e).

Scope 3: Upstream and Downstream Emissions

The group's Scope 3 emissions amount to 57,351 t CO_2e. The largest driver is purchased goods and services (category 3.1) at 52,373 t CO_2e, which corresponds to around 91% of Scope 3. This is also the most important lever for our future Scope 3 reduction strategy.

Figure 2: Scope 3 emissions 2025 by category in t CO_2e

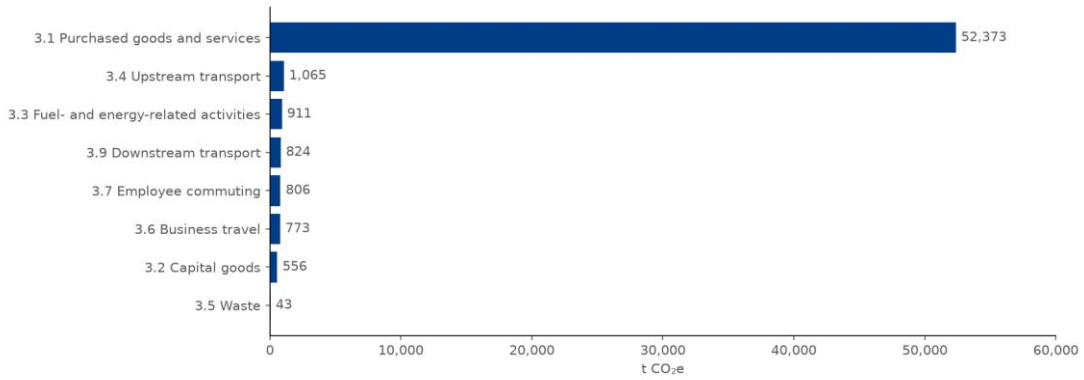

Categories 3.8, 3.11, 3.13, 3.14 and 3.15 are not relevant for Frenzelit. Categories 3.10 and 3.12 were determined as a screening estimate and are reported as exclusions, together amounting to 592 t CO_2e. They are not included in the totals and account for around 1% of Scope 3.

Trend in Scope 1 and Scope 2

The group's Scope 1 and Scope 2 emissions (market-based) have fallen significantly since the 2022 base year. The largest contribution came from the switch to green electricity in Germany from 2023. In 2025, emissions of 3,630 t CO_2e are around 48% below the base year and around 5% above the previous year.

Table 2: Trend in Scope 1 and Scope 2 emissions 2022 to 2025

Emission source	2022	2023	2024	2025
Scope 1 [t CO_2e]	4,280	3,784	3,276	3,429
Scope 2, market-based [t CO_2e]	2.703	200	195	201
Total [t CO_2e]	**6,983**	**3,984**	**3,471**	**3,630**

Figure 3: Trend in Scope 1 and Scope 2 emissions (market-based) 2022 to 2025

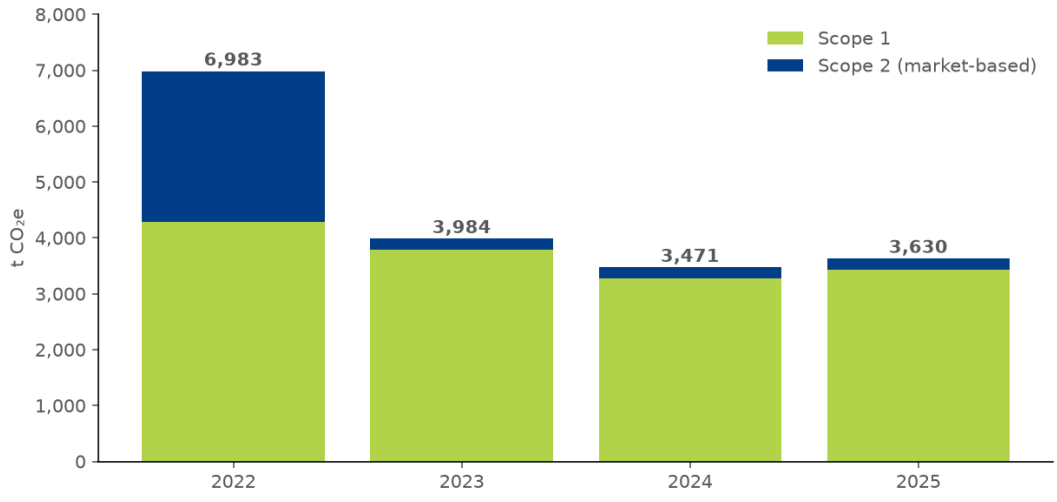

Methodology and Data Quality

Emissions were calculated from consumption and activity data of the four companies and the respective emission factors used. Please note the following when interpreting the figures:

- **Scope 2:** Frenzelit s.r.o., Frenzelit Inc. and Frenzelit India Pvt. Ltd. do not purchase green electricity. Their Scope 2 emissions were therefore calculated using the location-based approach; this value also serves as the market-based value. Frenzelit GmbH purchases green electricity with guarantees of origin.

- **Scope 3.1 and 3.2:** Calculation is spend-based.
- **Commuting:** Commuting at Frenzelit GmbH is based on an employee survey with data year 2024. For Frenzelit s.r.o. and Frenzelit Inc., the average value of the respective country was used.
- **Currency conversion:** The USD exchange rate at the time of report preparation was used for the conversion.

Outlook: Our Plans for the Near Future

Based on the 2025 group balance, we are focusing on the following plans:

- From 1 January 2026, the Czech site (Frenzelit s.r.o.) will also purchase green electricity with guarantees of origin
- Expanding the metering network down to machine level to record energy and resource consumption more precisely
- In parallel with the metering expansion: the new energy management software has already been implemented; the newly installed meters are being integrated into the software
- Installing free coolers to supplement the cooling system and reduce its power consumption
- Increased use of waste heat potential through heat recovery
- Developing a Scope 3 reduction strategy with a focus on purchased goods and services
- Improving the data basis in Scope 3, in particular in category 3.1
- Validation of our targets by the SBTi (Science Based Targets initiative) to ensure they are aligned with the Paris Agreement
- Determining our product carbon footprints

Rating platforms

More sustainability for your process

Sustainability encompasses more than purely environmental protection. In our production, we take key ecological aspects such as CO2 reduction and resource conservation into account, while also pursuing economic and social sustainability. We support our customers in their processes and products in becoming more sustainable. You can learn more about further sustainability topics at Frenzelit and find us at EcoVadis, CDP, Supplier Assurance and Integrity Next.



This brochure supersedes all previous editions. Subject to technical changes.

FZ/2/04.23/FZ